



Data Performance Review

By Mentimeter



AARHUS UNIVERSITY

Coverage Period: 01.01.2024 - 01.07.24
Customer Success Manager: Julia Arvidsson
Relationship Manager: Ittaí Gastelut





Report Details

Data included: Licenses within the current agreement + users of selected Aarhus University domains

Email domains considered: Aarhus University domains listed at the end of the report

Coverage Period: 01.01.2024 - 01.07.24

Current Subscription Period: 7.1.2024 - 7.1.2028

Agreement since: 2015





Executive Summary

Campus-wide

NUMBER OF PURCHASED LICENSES

5052

NUMBER OF OCCUPIED LICENSES

Over the last six months of 2024, the number of users within the Campus Subscription has increased by 8% and reached 5052, while all registered users from the university has grown to 6514 with a 7% increase.

Compared to spring semester 2023, presentation activity has been higher during spring semester 2024. February has had the highest number of live presentations during this period.

During their presentations, users have been mainly utilising our most common slide types such as Multiple Choice and Quiz. In order to reach the full capacity of Mentimeter we recommend the users to get more familiar with even further question types, as well as some of our newer features.

Our [Menti Academy](#) is welcoming your users to sign-up, receive training and become certified Mentimeter users!



Listen to be heard

Mentimeter Growth

Below is a summary of all user activity within Aarhus University, including users outside of the Campus Subscription. There are 6514 registered users by the date 01.07.2024, and 1758 of those are free users.

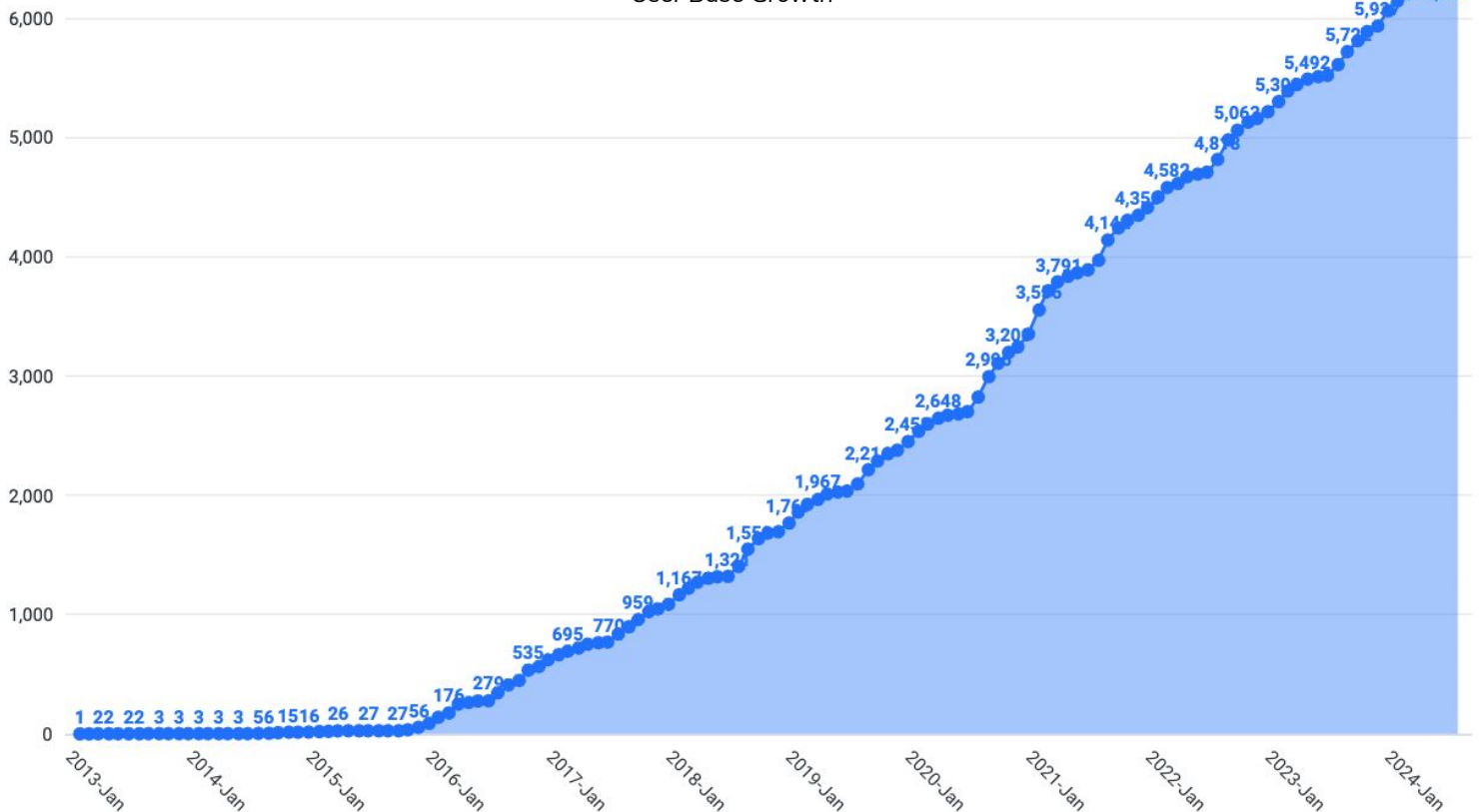
5937

REGISTERED USERS BEFORE 1.01.2024

6369

REGISTERED USERS BY 01.07.2024

User Base Growth



Listen to be heard

Live Presentations Trends

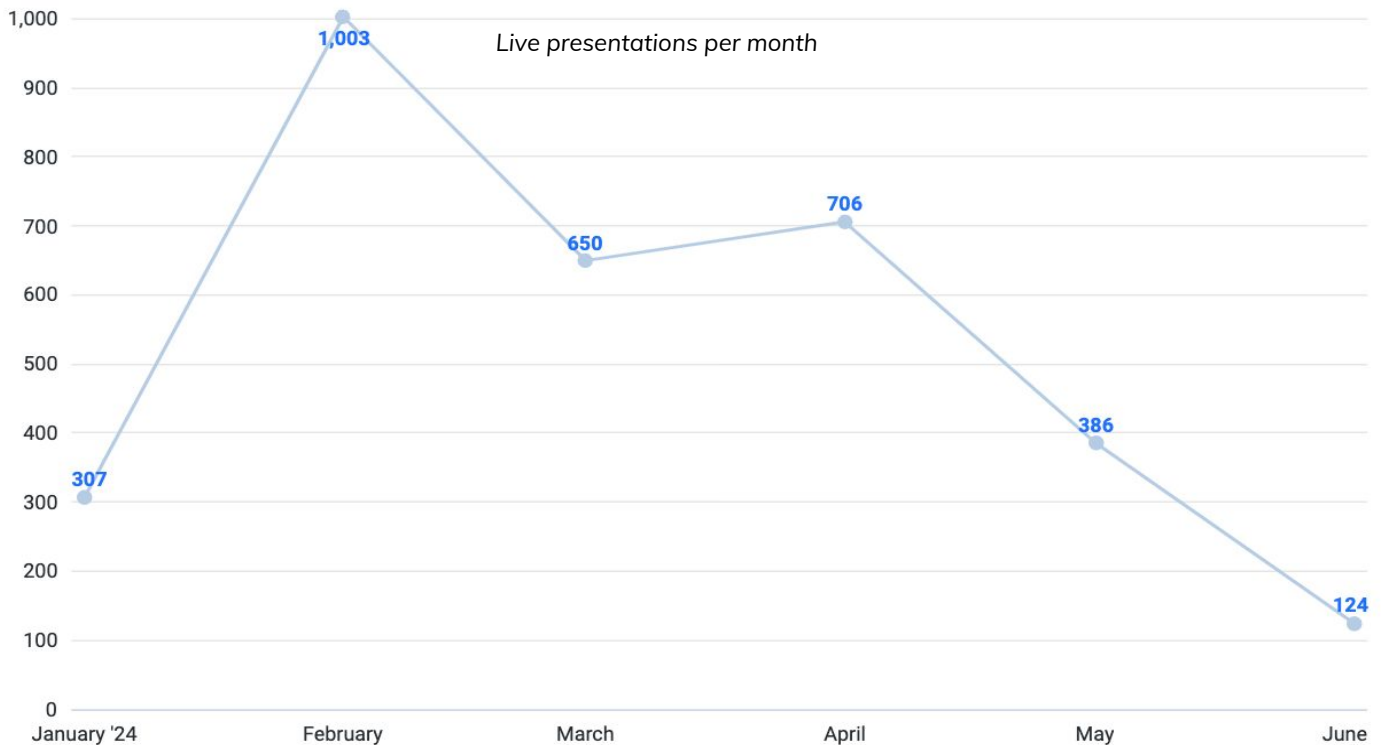
The data represented is from presentations that have received at least 2 or more votes and have been presented, in front of an audience, between 01.01.2024 - 01.07.24 within the Campus Subscription.

3176

LIVE PRESENTATIONS HELD

Feb

MOST ACTIVE MONTH



Key Achievements

QUESTIONS ASKED

13K

OPINIONS/CONTRIBUTIONS SHARED

572K





Listen to be heard

Data Insights

The following data offers further insights into the development and usage of Mentimeter between 01.01.2024 - 01.07.24. The statistics only include users within the Campus Subscription and can be compared with the overall performance at the end of this report.

380K

VOTES RECEIVED

90K

VOICES HEARD

AUDIENCE PACE SURVEYS

445

Meanwhile, 2731 presentations with presenter pace have been held.

BIGGEST AUDIENCE SIZE

300

The average audience size is 28.

AVERAGE # OF SESSIONS PER MONTH

529

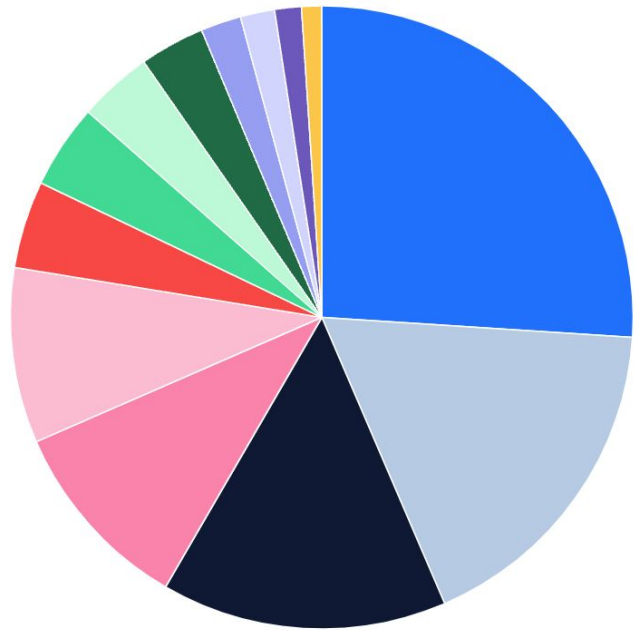
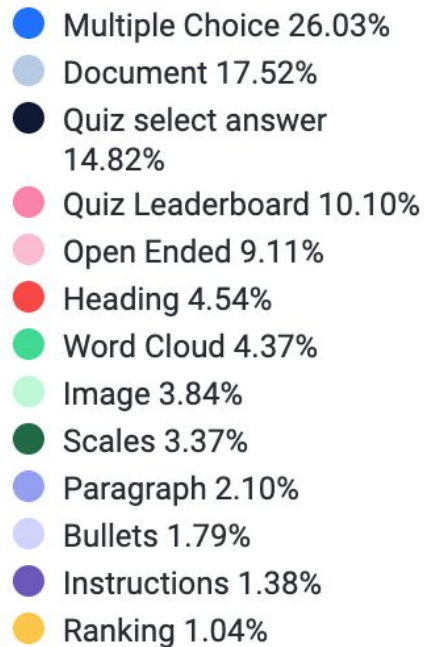
QUIZ QUESTIONS HELD

4356



Listen to be heard

Question Types



In about 13% of all questions, **people have been given the chance to share their thoughts and opinions**, in free form, without any filter or moderation, through our Open Ended and Word Cloud question types.

Overall, the users have actively searched for people's opinions and views by asking more than 13K questions.

Suggestions

To add-on to the level of engagement and interactivity in the presentations, we recommend getting familiar with our [AI Grouping of Open-Ended questions](#).

In order to reach the full potential of Mentimeter and use it for full presentations, we recommend the users to get more familiar with more content slides. Our [Menti Academy](#) is recommended for your users to receive training, explore the capabilities of our platform further, and eventually become and become certified Mentimeter users.



Listen to be heard

All-time users behaviour

The following data represent insights related to any activity associated with Aarhus University users, even before the campus agreement. As the information is not restricted to the subscription frame, it is possible to compare the current and potential usage of Mentimeter and identify opportunities.

4,7M

VOTES RECEIVED

37K

LIVE PRESENTATIONS

AUDIENCE PACE SURVEYS

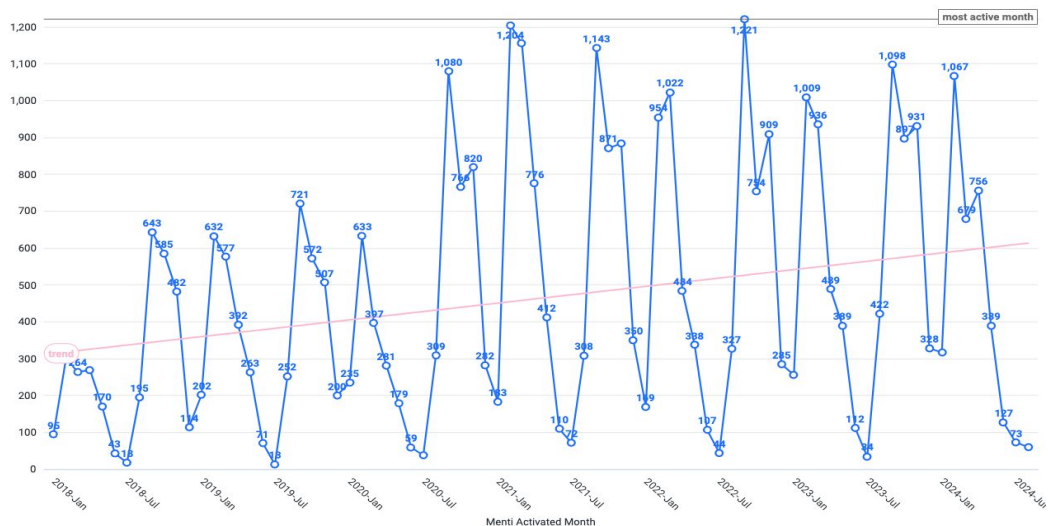
5K

BIGGEST AUDIENCE SIZE

2 993

Meanwhile, 30K presentations with presenter pace have been held.

The average audience size is 29.



OPINIONS/CONTRIBUTIONS SHARED

6M

QUESTIONS ASKED

140K





Domains considered

Domains considered when creating this report are listed below. These domains have at least 10 users that are under the Campus-Wide subscription.

uni.au.dk	dent.au.dk
post.au.dk	ase.au.dk
au.dk	inano.au.dk
clin.au.dk	chem.au.dk
cc.au.dk	agro.au.dk
ps.au.dk	ece.au.dk
econ.au.dk	mbg.au.dk
ph.au.dk	food.au.dk
cas.au.dk	math.au.dk
edu.au.dk	phys.au.dk
mgmt.au.dk	anis.au.dk
biomed.au.dk	law.au.dk
psy.au.dk	cae.au.dk
btech.au.dk	bios.au.dk
cs.au.dk	bce.au.dk
eng.au.dk	bio.au.dk



Glossary of terms

Description of some of the definitions used in this report

Live presentations held

Mentimeter presentations that have been presented live, in front of an audience, and have generated at least two votes.

Questions asked

Mentimeter questions that have been presented live, in front of an audience, and have generated at least two votes.

Votes received

A vote is the action of submitting a response to a Mentimeter slide.
A voter's action of submitting a response, regardless of the choice or number of free form entries is considered a Vote. A voter's action of choosing a reaction on a Content slide (heart, thumbs up, cat, etc.) is also considered a Vote.

Example: Presentation with one Word Cloud question. The voter has provided 3 words and has clicked Submit. Answer: This is 1 Vote.

Contributions/Opinions shared

While a Vote is the single action of Submitting a response, regardless of the number of free form entries given, a Contribution takes into consideration all inputs given.
Every individual word in a Word Cloud and every answer on an Open Ended question, for example, are viewed separately.

Example: Presentation with one Word Cloud question. The voter has provided 3 words and has clicked Submit.
Answer: These are 3 Contributions.

Voices heard

One individual interacting with a presentation and voting is considered 1 Voice.

Competitions questions held

Quiz questions, both Select Answer and Type Answer, that have been presented live, in front of an audience, and have generated at least two votes.